

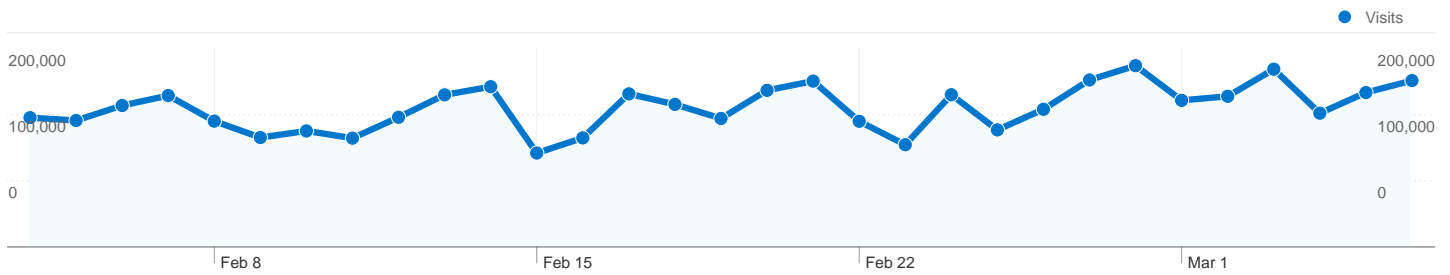
4,348,290 visits came from 160 countries/territories

Site Usage

Country/Territory	Visits	Pages/Visit	Avg. Time on Site	% New Visits	Bounce Rate
South Korea	815,048	3.60	03:10:18	2.81%	13.12%
Indonesia	805,233	4.23	01:09:10	27.55%	12.42%
Japan	723,439	3.57	02:10:15	2.19%	14.27%
Saudi Arabia	406,146	3.63	02:08:40	5.96%	12.20%
United States	379,341	3.76	03:10:29	4.72%	15.69%
Netherlands	172,074	3.21	03:08:00	4.48%	12.61%
Malaysia	96,449	3.87	02:10:19	9.09%	11.79%
Taiwan	91,066	4.06	03:13:01	3.87%	10.12%
Germany	83,855	3.14	02:07:50	4.46%	12.59%

Singapore	77,751	3.69	04:11:11	6.96%	12.51%
Hong Kong	75,284	3.83	02:10:57	5.90%	10.02%
United Arab Emirates	71,528	3.41	02:09:29	3.69%	12.89%
Australia	69,274	4.10	03:10:47	7.88%	14.82%
Egypt	58,643	3.53	01:09:19	7.15%	10.05%
Qatar	55,727	3.52	01:10:14	3.88%	11.82%
United Kingdom	44,625	2.99	03:06:55	5.07%	15.08%
Canada	32,332	3.37	03:08:40	5.69%	12.85%
Kuwait	27,699	3.70	04:11:08	3.92%	10.01%
France	26,716	3.19	03:08:31	4.33%	13.14%
China	17,748	4.86	03:13:49	6.42%	12.79%
Norway	15,094	3.23	02:10:07	3.82%	10.32%
Sweden	13,651	2.89	01:06:54	4.58%	11.91%
Philippines	12,732	4.26	03:12:33	6.88%	12.59%
Switzerland	11,793	3.17	02:07:54	4.28%	13.78%
Thailand	11,071	3.98	02:11:26	6.42%	11.08%

1 - 25 of 160



Site Usage

4,348,290 Visits

19.40% Bounce Rate

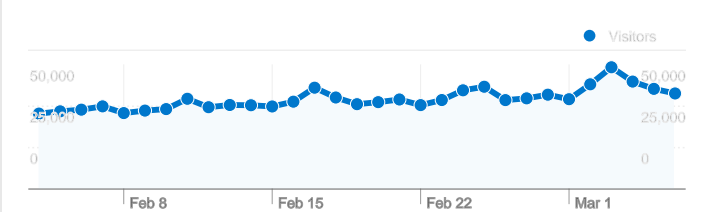
16,174,877 Pageviews

02:04:48 Avg. Time on Site

3.72 Pages/Visit

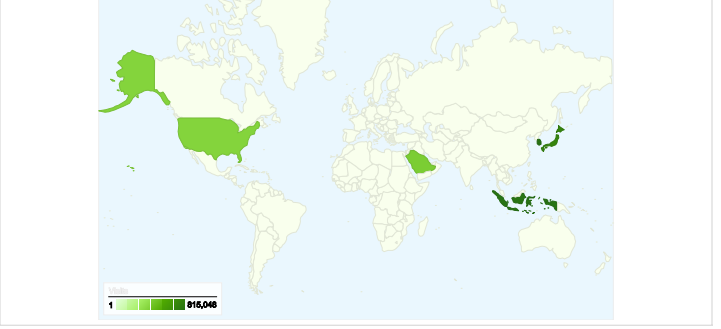
8.53% % New Visits

Visitors Overview

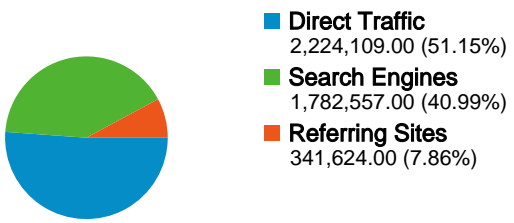


Visitors
444,216

Map Overlay

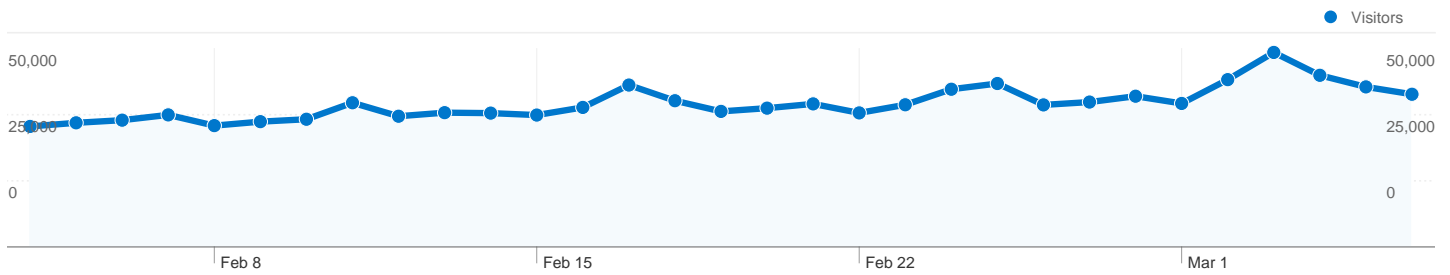


Traffic Sources Overview




Content Overview


Pages	Pageviews	% Pageviews
/sign.php	4,328,397	26.76%
/overhead.php	3,759,042	23.24%
/testconnection.php	2,974,559	18.39%
/program.php	2,363,149	14.61%
/contact.php	1,531,761	9.47%
/faq.php	1,217,980	7.53%



444,216 people visited this site


 **4,348,290** Visits


 **444,216** Absolute Unique Visitors

 **16,174,877** Pageviews

 **3.72** Average Pageviews

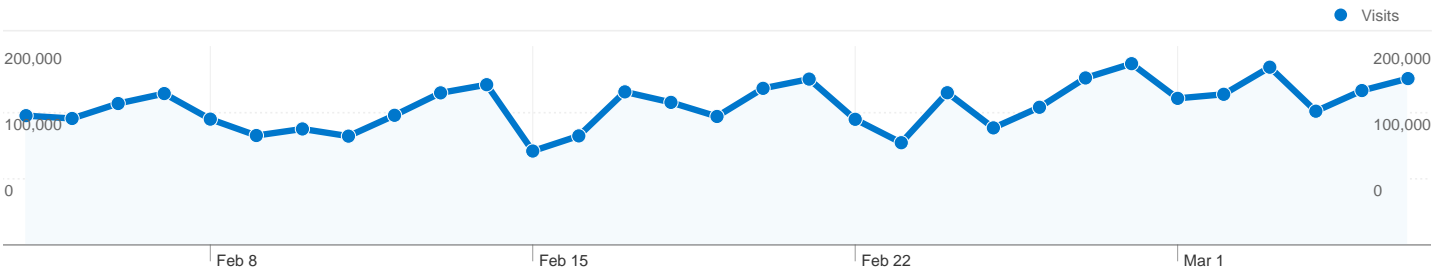
 **02:04:48** Time on Site

 **19.40%** Bounce Rate

 **8.53%** New Visits


Technical Profile

Browser	Visits	% visits	Connection Speed	Visits	% visits
Internet Explorer	1,965,678	45.21%	Unknown	2,439,134	56.09%
Firefox	1,748,801	40.22%	DSL	1,019,230	23.44%
Chrome	386,458	8.89%	Cable	513,507	11.81%
Safari	124,995	2.87%	T1	338,535	7.79%
Opera	102,402	2.35%	Dialup	34,159	0.79%

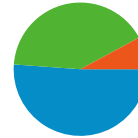


All traffic sources sent a total of 4,348,290 visits

 51.15% Direct Traffic

 7.86% Referring Sites

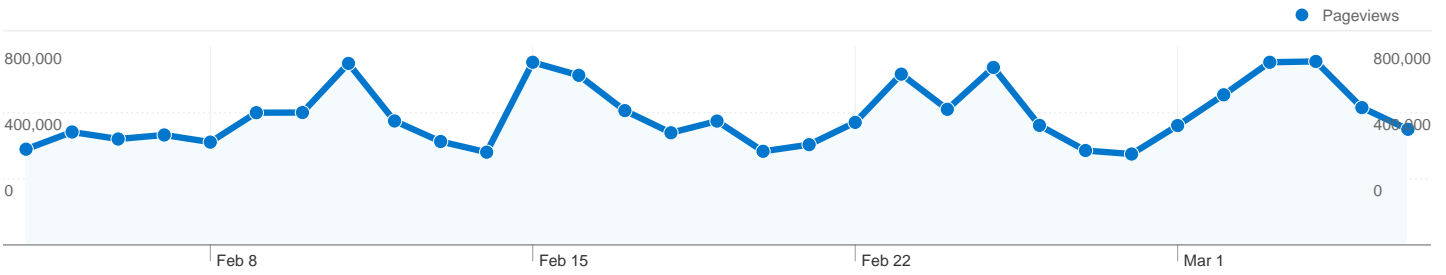
 40.99% Search Engines




- **Direct Traffic**
2,224,109.00 (51.15%)
- **Search Engines**
1,782,557.00 (40.99%)
- **Referring Sites**
341,624.00 (7.86%)


Top Traffic Sources

Sources	Visits	% visits	Keywords	Visits	% visits
(direct) ((none))	2,224,109	51.15%	mivo tv	479,258	26.89%
google (organic)	1,244,372	28.62%	mivo.tv	115,177	6.46%
yahoo (organic)	357,525	8.22%	mivo	101,568	5.70%
search (organic)	96,406	2.22%	mivotv	94,391	5.30%
facebook.com (referral)	51,650	1.19%	imediabiz	70,832	3.97%



Pages on this site were viewed a total of 16,174,877 times

 16,174,877 Pageviews

 8,021,535 Unique Views

 19.40% Bounce Rate

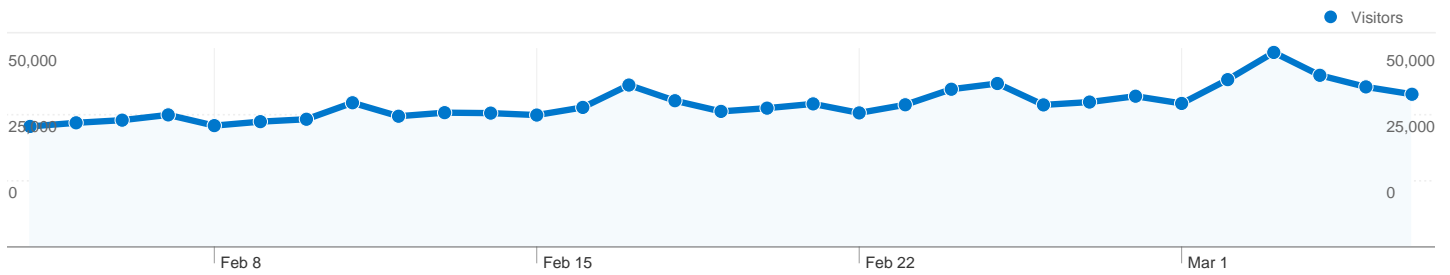
Top Content

Pages	Pageviews	% Pageviews
/sign.php	4,328,397	26.76%
/overheard.php	3,759,042	23.24%
/testconnection.php	2,974,559	18.39%
/program.php	2,363,149	14.61%
/contact.php	1,531,761	9.47%
/faq.php	1,217,989	7.53%

Absolute Unique Visitors

Feb 4, 2010 - Mar 6, 2010

Comparing to: Site



444,216 Absolute Unique Visitors

Thursday, February 4, 2010	2.71% (30,375)
Friday, February 5, 2010	2.79% (31,290)
Saturday, February 6, 2010	2.85% (31,958)
Sunday, February 7, 2010	2.97% (33,288)
Monday, February 8, 2010	2.73% (30,580)
Tuesday, February 9, 2010	2.82% (31,580)
Wednesday, February 10, 2010	2.87% (32,190)
Thursday, February 11, 2010	3.25% (36,345)
Friday, February 12, 2010	2.94% (32,948)
Saturday, February 13, 2010	3.02% (33,847)
Sunday, February 14, 2010	3.01% (33,734)
Monday, February 15, 2010	2.97% (33,246)
Tuesday, February 16, 2010	3.14% (35,174)
Wednesday, February 17, 2010	3.64% (40,808)
Thursday, February 18, 2010	3.29% (36,857)
Friday, February 19, 2010	3.05% (34,166)
Saturday, February 20, 2010	3.12% (34,982)
Sunday, February 21, 2010	3.22% (36,060)
Monday, February 22, 2010	3.02% (33,787)
Tuesday, February 23, 2010	3.20% (35,835)
Wednesday, February 24, 2010	3.55% (39,751)
Thursday, February 25, 2010	3.68% (41,194)
Friday, February 26, 2010	3.20% (35,804)
Saturday, February 27, 2010	3.26% (36,520)
Sunday, February 28, 2010	3.39% (37,995)
Monday, March 1, 2010	3.23% (36,171)

Tuesday, March 2, 2010	3.77% (42,170)
Wednesday, March 3, 2010	4.38% (49,034)
Thursday, March 4, 2010	3.86% (43,269)
Friday, March 5, 2010	3.60% (40,344)
Saturday, March 6, 2010	3.44% (38,490)